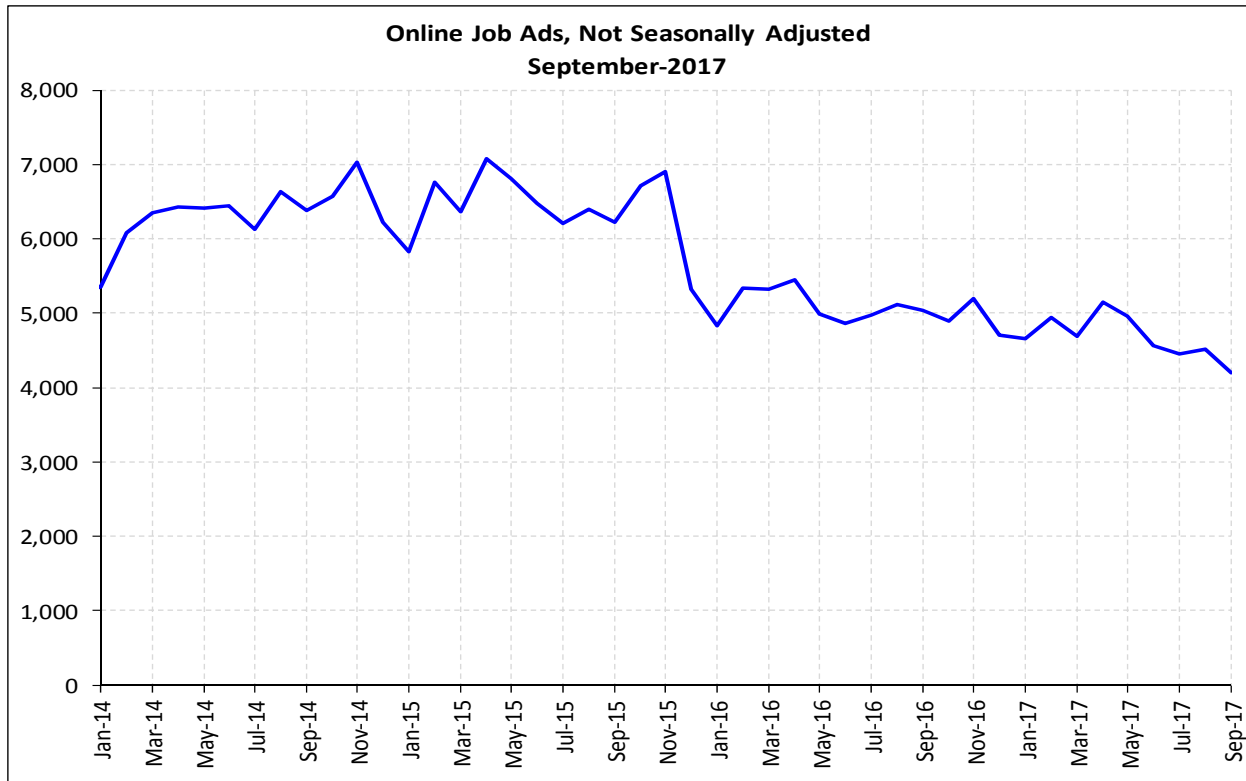




Florida Department of Economic Opportunity  
 107 East Madison Street  
 Caldwell Building G020  
 Tallahassee, FL 32399

**CareerSource Research Coast**  
 Indian River, Martin, and St. Lucie Counties

Note: Okeechobee County became a part of CareerSource Heartland in July 2015. A history back through 2014 excluding this county has been provided for over the month and over the year comparisons.



Source: The Conference Board, Help Wanted OnLine (HWOL), prepared by the Florida Department of Economic Opportunity, Bureau of Labor Market Statistics.

## Occupations in Demand

Top 15 Advertised Occupations	Online Ads	Online Ads	Online Ads	Over the Month Change		Over the Year Change	
	September-2017	August-2017	September-2016	Level	Percent	Level	Percent
<b>Total</b>	<b>4,202</b>	<b>4,511</b>	<b>5,037</b>	<b>-309</b>	<b>-6.8%</b>	<b>-835</b>	<b>-16.6%</b>
Registered Nurses	279	298	376	-19	-6.4%	-97	-25.8%
Retail Salespersons	177	166	167	11	6.6%	10	6.0%
First-Line Supervisors of Retail Sales Workers	142	163	172	-21	-12.9%	-30	-17.4%
Customer Service Representatives	79	68	83	11	16.2%	-4	-4.8%
Medical and Health Services Managers	79	83	55	-4	-4.8%	24	43.6%
Heavy and Tractor-Trailer Truck Drivers	68	73	109	-5	-6.8%	-41	-37.6%
Maintenance and Repair Workers, General	66	59	84	7	11.9%	-18	-21.4%
Landscaping and Groundskeeping Workers	65	73	71	-8	-11.0%	-6	-8.5%
First-Line Supervisors of Food Preparation and Serving Workers	57	66	73	-9	-13.6%	-16	-21.9%
Medical Assistants	49	48	40	1	2.1%	9	22.5%
First-Line Supervisors of Construction Trades and Extraction Workers	48	50	53	-2	-4.0%	-5	-9.4%
Light Truck or Delivery Services Drivers	47	56	43	-9	-16.1%	4	9.3%
Speech-Language Pathologists	45	38	38	7	18.4%	7	18.4%
Licensed Practical and Licensed Vocational Nurses	43	49	37	-6	-12.2%	6	16.2%
Sales Representatives, Wholesale and Manufacturing, Except Technical and Scientific Products	43	42	48	1	2.4%	-5	-10.4%

Source: The Conference Board, Help Wanted OnLine, prepared by the Florida Department of Economic Opportunity, Bureau of Labor Market Statistics.

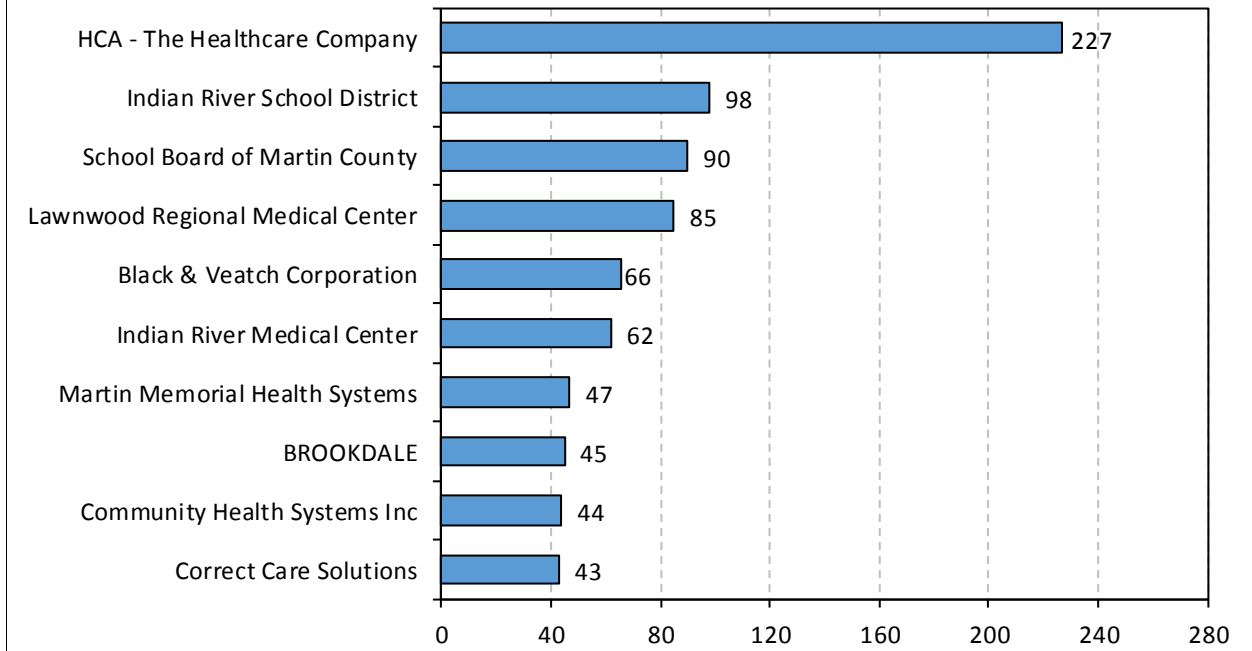
## Job Type Distribution

Job Type	Online Ads September-2017
Full-Time	3,787
Part-Time	1,047
Contract	71
Internship	16

Note: Total advertisements in this table may not equal the previously reported total due to overlapping or unspecified categories.

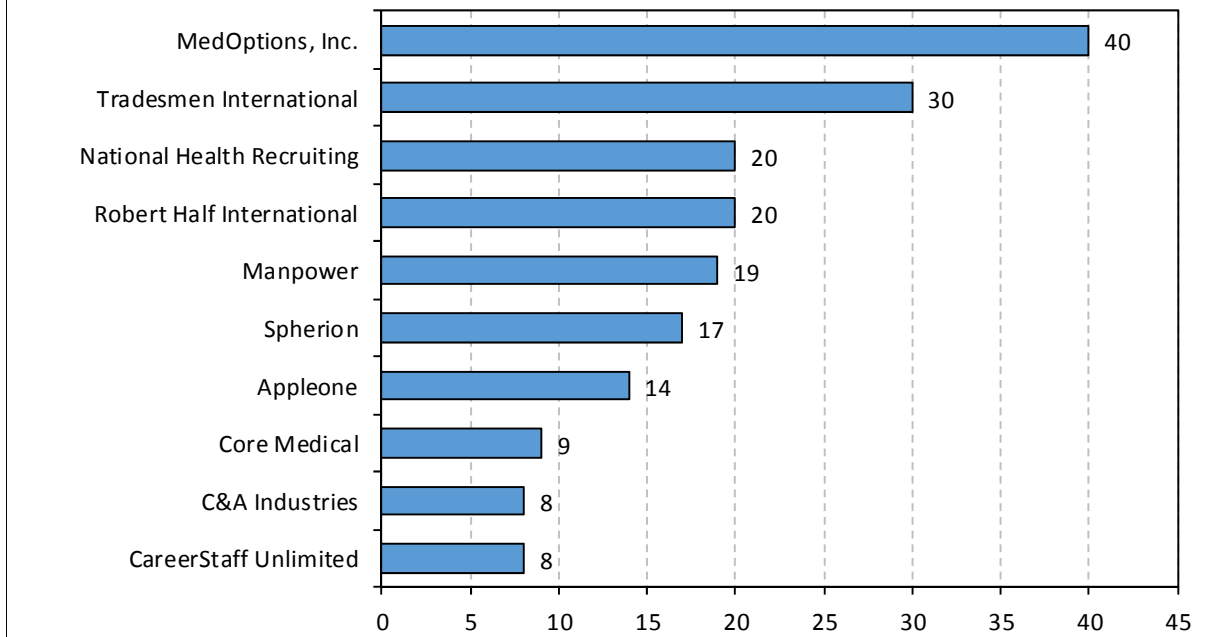
Source: The Conference Board, Help Wanted OnLine, prepared by the Florida Department of Economic Opportunity, Bureau of Labor Market Statistics.

### Top 10 Direct Employers by Ads September-2017



Source: The Conference Board, Help Wanted OnLine, prepared by the Florida Department of Economic Opportunity, Bureau of Labor Market Statistics.

### Top 10 Staffing Firms/Recruiters by Ads September-2017



Source: The Conference Board, Help Wanted OnLine, prepared by the Florida Department of Economic Opportunity, Bureau of Labor Market Statistics.